

•PALMER SNYDER•

tables. chairs. dance floor.

EVENT RENTAL CATALOG

1.800.535.4519 | palmersnyder.com

Table of Contents

TABLES

PLYWOOD RECEPTION TABLE PACKAGES.....	3
PLYWOOD TABLES.....	4-5
PLY-IC™ RECEPTION TABLES & PACKAGES.....	6
MAXX-IC™ RECEPTION TABLES & PACKAGES.....	7
PORTABLE BAR FOR BEVERAGE SERVICE.....	8
PUB TABLES.....	9
LAMINATE FOLDING TABLES.....	10
RESILIENT® PREMIUM LIGHTWEIGHT PLASTIC TABLES.....	11
POLYLITE® LIGHTWEIGHT PLASTIC TABLES.....	12

CHAIRS

CLASSIC EVENT CHAIRS.....	13
EVENTXPRESS™ C600 FOLDING CHAIRS.....	14

PORTABLE DANCE FLOOR

GROOVE® SEMI-PERMANENT OUTDOOR FLOORING.....	15
EVENTXPRESS™ SEAMLESS PORTABLE DANCE FLOOR.....	16
EVENTXPRESS™ ACRYLIC PORTABLE DANCE FLOOR.....	17

TRANSPORT CARTS

CHAIR TRANSPORT CARTS.....	18
TABLE TRANSPORT CARTS.....	19

WARRANTY: All sales for rental use include a 1 year warranty.

RETURNS: All merchandise requested to be returned to the originating manufacturer must first be approved and issued a Return Goods Authorization (RGA) number. Please contact the customer service department for an authorized return goods number. All returned goods must be packed in original cartoning, unused, and in sellable condition. Only product shipped from the originating manufacturer from within the last 30 days may be returned. All product must be returned within 30 days of return authorization date or RGA will be cancelled. Please note that custom product is not returnable to Palmer Snyder. Custom products consist of those containing items not within our standard offering as well as custom laminate. If you have any questions on the nature of your product or order, please contact Palmer Snyder Customer Service at 1.800.535.4519.

•PALMER SNYDER•

tables. chairs. dance floor.



1.800.535.4519 | palmersnyder.com

PLYWOOD RECEPTION TABLES & PACKAGES

Our Cocktail Table Reception Packages are the ultimate solution in cocktail table transport and storage. Our packages includes 10-12 tables, bases and both the 30" and 42" columns for versatility in usage. Our 3-Piece Cafe Tables set up quickly and no tools are required. They add convenience and style to any event. The columns interchange to standing (42"), dining (30") or adjustable height (30" and 42").

FEATURES

- Three-piece knock-down design sets up quickly and stores easily
- Variety of table surface choices
- Available in 3 height options: Bistro (42"), Dining (30") and adjustable (30" - 36" - 42")
- Available with X-base, trumpet base or weighted trumpet base
- Storage, transport and set-up in one all-inclusive system
- Dual table height options included
- All plywood cocktail tables also sold separately

PACKAGE OPTIONS

30" Package Includes:

- (10) 30" Round or Square Table Tops
- (10) 30" Dining Height Columns
- (10) 42" Bistro Height Columns
- (10) Standard X-Bases
- (1) Transport Cart

MEASUREMENTS

Size: 32"W x 36.5"L x 72"H

Footprint: 8.1 ft²

Cube: 48.7 ft³

BASE OPTIONS



Black Trumpet



Polished Chrome Trumpet



Black X-Base



Brushed Silver X-Base

36" Package Includes:

- (12) 36" Round or Square Table Tops
- (12) 30" Dining Height Columns
- (12) 42" Bistro Height Columns
- (12) Standard X-Bases
- (1) Transport Cart

MEASUREMENTS

Size: 43"W x 36.5"L x 76"H

Footprint: 10.9 ft²

Cube: 69.0 ft³





PLYWOOD TABLES

Palmer Snyder's solid plywood banquet tables are built to endure years of set-ups, tear-downs, loading and unloading under demanding conditions. Our carefully selected plywood and optional, proprietary C-Channel aluminum edge offers extra protection for your table edges and 100% bolt fastening provides extraordinary durability.



Choose between black vinyl Bullnose edge or optional aluminum C-Channel edge for added extra edge and corner protection.




Legs are cut, bent, welded, and triple-layer, zinc-plated in the USA resulting in the longest-lasting, lowest maintenance legs in the industry.



Incredibly secure & low maintenance thru-bolted runners and legs. Runners are made of solid hardwood for unparalleled strength.



Narrow Profile - Round tables are only 2.5" thick (folded) when ordered with Space-Saver (non-sequential) folding legs for incredibly compact storage!



SPECIALTY SERPENTINE



We offer many different size, leg and top finish options in our specialty serpentine tables!

Since 2008, all of our plywood tables have been stamped with the year of manufacture. Many suppliers prefer their customers don't notice how long their tables last. For almost a century, our success has been built on our customers knowing EXACTLY how long our products last! For the highest return on investment in the long run, nothing beats a Palmer Snyder plywood table!!

BANQUET



in / lbs

- 30 x 48 / 40*
- 30 x 72 (qs) / 50*
- 30 x 96 (qs) / 69*
- 36 x 48 / 47*
- 36 x 72 / 65*
- 36 x 96 / 82*
- 42 x 72 / 75*
- 42 x 96 / 90*
- 48 x 72 / 89*
- 48 x 96 / 108*

TRAINING



in / lbs

- 18 x 72 / 49*
- 18 x 96 / 56*
- 24 x 72 / 55*
- 24 x 96 / 64*

ROUND



in / lbs

- 30 dia / 37
- 36 dia / 41
- 48 dia (qs) / 43*
- 54 dia / 70
- 60 dia (qs) / 72
- 66 dia / 77
- 72 dia (qs) / 88

HALF-ROUND



in / lbs

- 30 dia / 30
- 36 dia / 34
- 48 dia / 41
- 60 dia / 50
- 72 dia / 62

QUARTER-ROUND



in / lbs

- 60 dia / 33
- 72 dia / 38

SERPENTINE



ft / lbs

- 3'ID x 8'OD / 47
- 4'ID x 9'OD / 52
- 5'ID x 10'OD / 65
- 7'ID x 12'OD / 75
- 10'ID x 15'OD / 85

SQUARE



in / lbs

- 48 x 48 / 60*
- 60 x 60 / 80
- 72 x 72 / 90
- GAME**
- 32 x 32 / 43
- 36 x 36 / 46

***NEW 100 SERIES LIGHTWEIGHT!**

Several sizes of our Banquet, Training, Round and Square 100 Series Tables are now available in the light plywood option which is incredibly 20% lighter than our standard Douglas Fir 100 Series tables! Ask for more details!

(qs) Quick-ship item: In stock for immediate shipment

*Also available in NEW 100 Series Light Plywood - 20% lighter plywood core than standard Douglas Fir.



PLY-IC™ RECEPTION TABLES & PACKAGES

Our NEW PLY-IC™ Cocktail Tables & Packages store unlike any other cocktail table – 20 tables store in only 10 square feet! Our patented Internal Connector (IC) allows PLY-IC™ tops to store like discs, flat against one another.





Table top & column connect with patented flush-to-table bottom internal connection (IC) that locks securely into place.



A single person can move 20 of our PLY-IC™ Reception Tables through a standard doorway (32" width) and even inside a passenger elevator!




Black Bullnose Edge

TOP STAIN OPTIONS



Walnut



Espresso

TOP SIZE OPTIONS



24" dia.
30" dia.
36" dia.

PACKAGE OPTIONS

Half Package Includes:
10 Table Tops, 20 Columns, 10 bases, 1 cart

Full Package Includes:
20 Table Tops, 40 Columns, 20 bases, 1 cart

BASE OPTIONS



Black
Trumpet



Polished Chrome
Trumpet



Black
X-Base



Brushed
Silver X-Base

MAXX-IC™ RECEPTION TABLES & PACKAGES

MAXX-IC™ Reception Tables store unlike any other table (20 in only 10 square feet)! MAXX Edge® with Palmer Snyder's patented Internal Connector (IC) make this table the perfect economical choice for reception tables.




Table top & column connect with patented flush-to-table bottom internal connection (IC) that locks securely into place.



A single person can move 20 of our MAXX-IC™ Reception Tables through a standard doorway (32" width) and even inside a passenger elevator!




Literally bonded to the table core, MAXX Edge® leaves no gaps for food or bacteria to collect.

TOP STAIN OPTIONS



Walnut



Espresso

TOP SIZE OPTIONS



ROUND

24" dia.
30" dia.
36" dia.

36" Hexagon
Top Now
Available!

PACKAGE OPTIONS

Half Package Includes:
10 Table Tops, 20 Columns, 10 bases, 1 cart

Full Package Includes:
20 Table Tops, 40 Columns, 20 bases, 1 cart

BASE OPTIONS



Black Trumpet



Polished Chrome Trumpet



Black X-Base



Brushed Silver X-Base

PORTABLE BAR FOR BEVERAGE SERVICE

We offer the ultimate portable beverage service with set up lasting only a few seconds and without the use of tools. The portable folding bar also folds neatly for easy and convenient storage. The bar provides generous storage space for use. Our traditional folding bar also comes with a Wilsonart® high-pressure laminate surface option that also includes durable plywood panels with black vinyl edging.

FEATURES

- Available in 4ft and 6ft sizes
- The ultimate portable beverage service
- Generous storage space
- Incredibly easy to set-up, tear-down, transport and store

PORTABLE BEVERAGE SERVICE SETS UP EASILY!



1 Open bar doors.



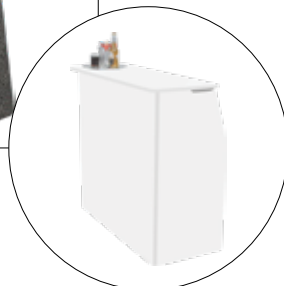
2 Lift shelf.



3 Place top on bar.



4 Open bar doors.



Available in bright
white laminate!



Make storage and transport extra easy
with Vinyl Carrying Bags available in both
4ft. and 6ft. sized bars!

PUB TABLES

Introducing our NEW high-top Pub Tables designed for bistro style sitting or standing cocktail events! The Pub Tables are a generous 24x72 and 42" high with a standard dual X-Base that comes in either back or silver. Pub Tables are designed with our patented internal connection (IC) that allows the columns to be securely fastened internally to the top of the tables. Tops can then be stored safely flat on top of one another without scratching the tops!




FEATURES

- Dimensions: 24" x 72" x 1 3/16" thick
- Vinyl T-molding around the perimeter
- Walnut or Espresso stain
- Clear UV Poly-coating on the top and bottom


INCLUDES

Two (2) 42" high IC columns (black or chrome)


- Two (2) internal connectors
- Two (2) 24" X-bases (black or silver)



Walnut Stain



Espresso Stain



Walnut Stain with black edge band and column



Silver X-Base with Chrome Column



Black X-Base with Black Column

LAMINATE FOLDING TABLES

Palmer Snyder's Classic and Conference Series Laminate Tables offer a versatile solution for meeting room space. Like all Palmer products, our Classic and Conference Series tables are made to be easily moved, stacked and stored.



RUGGED PLYWOOD CORE
Rugged plywood core with easy-to-clean high pressure laminate surface.



PATENTED CORNERS
Patented corners separate and protect laminate when storing tables.



GRAVITY-LOCK FOLDING LEGS
Gravity-lock folding legs are strong, safe and built to last.




COMFORT TRAINING LEG
Conference Series legs are an elegant and functional upgrade for meeting space.



LAMINATE OPTIONS
Choose from a beautiful variety of our standard Formica® or Wilsonart® laminate options!



EDGING
Comes standard with Black vinyl "bullnose" molding. Ask us about MAXX Edge®!



Conference Series with Designer Legs and Modesty Panel

Classic Series with Wishbone legs

TRAINING	
SIZE	WGHT (LB)
18" x 72"	39
18" x 96"	49
24" x 72"	51
24" x 96"	60

MODESTY PANELS	
SIZE	WGHT (LB)
12" x 72"	21
12" x 96"	25

ROUND	
SIZE	WGHT (LB)
60"	68
72"	94

BANQUET	
SIZE	WGHT (LB)
30" x 72"	59
30" x 96"	72



Also Available in Reception Tables & Packages!



Ask Us About Square Leg & Serpentine Options!

RESILIENT® PREMIUM LIGHTWEIGHT PLASTIC TABLES

Resilient® Premium Lightweight Plastic Folding Tables are lightweight and built to last. These tables feature a rectangular tube frame for added rigidity and an easy-to-clean high-density polyethylene top in our charcoal and new platinum colors!



Platinum / Silver



PLATINUM / SILVER




TOP

LEGS



Charcoal / Charcoal

CHARCOAL / CHARCOAL



TOP

LEGS

	SIZE (IN) ALL 29" h	WEIGHT (LBS)	COLOR
	60 Round	58	CHARCOAL TOP WITH CHARCOAL LEGS
	18 x 60	26	OR
	18 x 72	32	
	24 x 48	25	PLATINUM TOP WITH SILVER LEGS
	24 x 60	32	
	24 x 72	38	
	30 x 60	31	
	30 x 72	36	
30 x 96	49		



A beveled radius edge is featured on all charcoal tables. Folding table top is designed to nest when stacking to allow maximum storage capacity.



NEW Platinum Top with Silver Legs NOW AVAILABLE!



POLYLITE® TABLES

The search for an extremely dependable lightweight plastic table is over! POLYlite® tables combine rugged product design with value pricing for exceptional long-term value. Choose from banquet, round, training or utility sizes in fixed or adjustable heights in standard or POLYbrite® colors.




Adjustable Height Option (22"-32")



Rugged 14 gauge Steel Under-structure



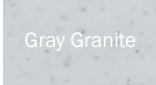
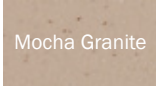
POLYlite® table tops are supported by 5 steel cross-bars inserted into 14 gauge steel rails.



1 1/4" edge accepts standard skirting clips. Skirting clips available to order.



POLYlite® tables offer ample load support for typical commercial applications.

PLASTIC COLOR	LEG COLOR	SIZE	WEIGHT (LBS)
 <p>Gray Granite</p>	Black	18" x 72"	34
		24" x 48"	32
		30" x 72"	42
 <p>Mocha Granite</p>	Brown	30" x 96"	54
		60" Round	59

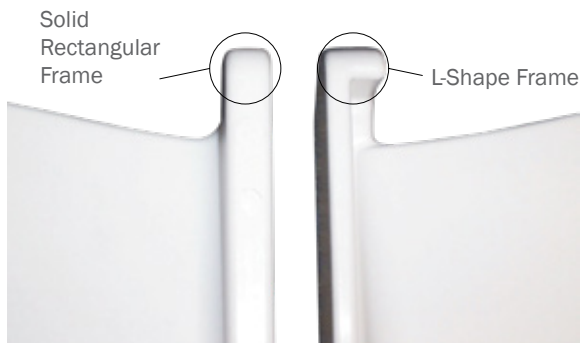
CLASSIC EVENT CHAIRS

The C440 and C450 are the first resin chairs to perfectly replicate the classic look of a wood wedding chair. The brilliant white appearance of both models is made possible by state-of-the-art “bi-component” resin molding technology. This same technology makes the chairs strong, waterproof, lightweight and easy to clean. A perfect choice for the perfect event. Fast and easy set-up. Sleek and elegant appearance. The perfect choice for every formal occasion.



MODEL C440

MODEL C450



- Color Option: White
- Weight: 10 lbs each

- Color Options: White or Black
- Weight: 10 lbs each



STATE-OF-THE-ART
bi-component molded construction for exceptional strength.



THOROUGHLY TESTED*
by an independent lab and passed with a 300lb dynamic and 2000lb static load capacity.



STREAMLINED
2-part molding avoids unsightly seams.



EFFORTLESS
maintenance...Classic Event chairs clean easily.





EVENTXPRESS™ C600 FOLDING CHAIRS

Fast, practical & reliable...Palmer Snyder's EventXpress™ C600 Folding Chair is the ultimate choice for multi-purpose seating! Quick to set-up, comfortable and attractive, this is truly the all-occasion chair!

SPECIFICATIONS



FEATURES



Secure cap won't fall off



Oversized rivets for strong and secure pivot points



Back of plastic seat wraps around metal frame for a clean look



18 gauge steel provides superior strength



Stacks securely up to 50 high

STOCK COLOR COMBINATIONS

	Black/ Black	Wedding White/White	Bone/ Neutral
seat			
frame			
feet			

UNITS/
CARTON
6

CARTONED
WEIGHT (LBS)
48

INDIVIDUAL
WEIGHT (LBS)
7.1

GROOVE[®] SEMI-PERMANENT OUTDOOR FLOORING

Palmer Snyder is the exclusive stocking distributor* for Groove Semi-Permanent/Outdoor Flooring! Groove flooring uses state-of-the-art technology to produce visually stunning surfaces that can replicate ANY high-resolution digital image from corporate logos to barn board. The flooring goes down quickly to dramatically transform any under-tent or outdoor space.

FEATURES

- Groove[®] 2-Step Installation involves less labor and fewer installers than traditional event sub flooring.
- Groove's panels are 4'x8' which is 32 sq. ft. of coverage per panel.
- Groove Flooring is semi-permanent so it can be left in place for weeks at a time (saving you more in labor costs).
- Groove's state-of-the-art technology produces visually stunning surfaces that can replicate ANY high-resolution digital image from corporate logos to barn board.
- Groove dramatically transforms any under-tent or outdoor space.



Available in 11 Beautiful New
Groove 2.0 Wood Grain Designs!





Our EventXpress™ Seamless Portable Dance Floor combines the 30-year proven rental market performance of an exterior glue Douglas Fir plywood base with a vinyl dancing surface. A full panel sheet of vinyl replaces 12" x 12" tiles and there are many vinyl patterns to choose from including beautiful wood grain designs, as well as Solid Black and Solid White! Palmer Snyder has the only continuous surface vinyl portable dance floor product on the market, delivering a superior dancing experience.

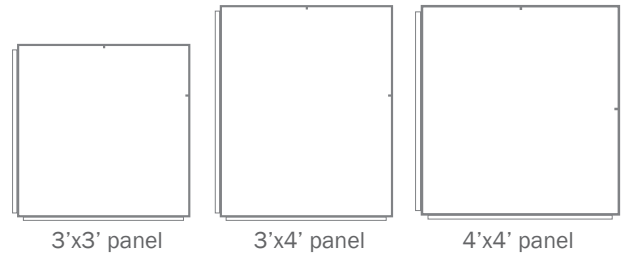


FASTER SET UP
Cam-lock fastening reduces installation and dismantle time. Hex key available in standard and extended lengths.



SOFT CORNERS
One-of-a-kind polyurethane corners interlock with center edge trim sections and eliminate the need for mitered trim sections. Provides safety from sharp edges.

PANEL SIZES AVAILABLE (Cam-Lock Only)



EVENTXPRESS™ SEAMLESS COLOR OPTIONS:



EVENTXPRESS™

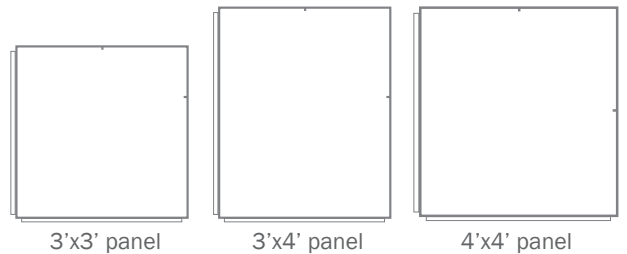
ACRYLIC PORTABLE DANCE FLOOR

For your next event, choose Palmer Snyder's EventXpress™ Acrylic Portable Dance Floor for a beautiful high-gloss finish that offers a visually dramatic statement. Our acrylic surface wipes to a mirror-like finish with 75% less labor than other surfaces. With an impressive color offering, brilliant shine, and low-maintenance up-keep, EventXpress™ Acrylic is sure to make a statement at any event!

FEATURES

- A sturdy and weather resistant exterior glue Douglas Fir plywood base
- Secure and fast cam-locks to connect panels
- Aircraft grade, anodized aluminum trim sections. Soft urethane corner option (in black or gray) that simplifies setup and eliminates sharp mitered corners.
- Cam-lock fastening reduces installation and dismantle time. Hex key available in standard and extended lengths.
- One-of-a-kind polyurethane corners interlock with center edge trim sections and eliminate the need for mitered trim corners. Provides superior safety from sharp edges and comes in Black or Gray.
- This product is strictly designed for indoor use only. Exposure to the outdoors may permanently damage the acrylic flooring.

PANEL SIZES AVAILABLE (Cam-Lock Only)



EVENTXPRESS™ ACRYLIC COLOR OPTIONS:



**Standard Colors - contact us for delivery time for all other color options.*



WIPES TO A MIRROR-LIKE FINISH!



ASK US ABOUT DANCE FLOOR TRANSPORT!



CHAIR TRANSPORT CARTS

HEAVY-DUTY PALLET SYSTEM



All-Terrain Chair Cart

HD-ATC: (40-50) C600
(25) C440 / 450



Wheeled Pallet Dolly*

HD-PME: (1) 2-Wheeled
Dolly (1) Pallet
HD-PMD: (1) 4-Wheeled
Dolly (1) Pallet

**pallets sold separately*



Folding Chair Pallets

C450-Pallet: (25) C440/C450



Chair Covers

Covers a full stack of chairs on a pallet or PCC cart

HEAVY-DUTY PALLET SYSTEM



(PCC-200) (PCC-100)

Chair Carts

PCC-100: (50) C600
(25) C440
(25) C450


PCC-200: (100) C600
(50) C440
(50) C450



(HD-CTC48W)

Heavy-Duty Chair Tree Carts

HD-CTC48W: (48) C450
HD-CTC72W: (72) C450
HD-CTC56M: (56) C600
HD-CTC84M: (84) C600



(CC60)

Chair Carts

CC60: (24) C600
(26) C440
(20) C450
CC72: (28) C600
(32) C440
(24) C450
CC84: (33) C600
(37) C440
(28) C450
CC96: (38) C600
(42) C440
(32) C450



(HD-MPCTC42M)

Table & Chair Tree Carts

(42) C600
(6) 6' Banquet or Training Tables

STACKING CHAIR DOLLIES



Stacking Dolly

HD-SSD
(30) PC500 Chairs

DANCE FLOOR



**Heavy-Duty EventXpress™
Portable Dance Floor Cart**

HD-DFC-PS: Holds 24 panels (3'x3', 3'x4' or 4'x4') plus trim

TABLE TRANSPORT CARTS



Premium Caster & Wheel Selections

- 4" diameter and larger casters roll easily over most surfaces
- Bolt-fastened for extra security



Heavy-Duty Engineered Design

- Angle and tubular steel construction; Engineered to last
- Black powdercoating is resistant to scratching

CAFE TABLE CARTS



(HD-CCT30)

Heavy-Duty Cafe Table Carts

HD-CCT24: (10) 24" table tops, (20) columns, and (10) bases

HD-CCT30: (10) 30" table tops, (20) columns, and (10) bases

HD-CCT36: (12) 36" table tops, (24) columns, and (12) bases



Heavy-Duty MAXX-IC™ Table Carts

HD-CCT30-REV: (20) 24" to 36" table tops, (40) columns, (20) bases



Heavy-Duty Revolution® Cafe Cart (Holds Weighted Bases)

HD-CCT-REV-WB:	OR
(12) 24" dia to 40" square table tops	(20) 24" dia to 40" square table tops
(24) columns	(40) columns
(12) weighted trumpet bases	(20) bases

MULTI-TABLE CARTS



(HD-RTC with (12) 60" RND 200 Series Tables)

Holds 48" to 72" Round Tables

HD-RTC: (9) 100 Series Tables
(12) 200 Series Tables
(6) Revolution™ Training
(9) ABS Plastic Tables
(9) 600 Series Plywood



(HD-APTC96 with (20) 18" x 72" Training Tables)

Heavy-Duty All-Purpose Table Carts

HD-APTC72: (10) 6' Banquet Tables
(20) 6' Training Tables
(10) 48"-72" Round Tables
(14) 200 Series Round Tables

HD-APTC96: (10) 8' Banquet Tables
(20) 8' Training Tables



Heavy-Duty Deluxe Table Cart

DX-RTC10: (10) 8' Banquet Tables
(20) 8' Training Tables
(10) 48"-72" Round Tables
(14) 200 Series Round Tables

RECTANGULAR TABLE CARTS



Heavy-Duty Banquet Table Carts

(HD-BTC72 with (12) 30" x 72" Banquet Tables)

HD-BTC72-6W: (12) 6' Banquet Tables
(12) 6' Training Tables

HD-BTC96-6W: (12) 8' Banquet Tables
(12) 8' Training Tables



Heavy-Duty Stand-Up Dolly

HD-SUD: (8) 30" x 72" or smaller Banquet or Training Tables

TRAINING TABLE CARTS



Ready-Set Table Cart

HD-REVTTT-18: (18) 18" Training Tables
HD-REVTTT-30: (12) 24"-30" Training Tables

(HD-REVTTT-18 with (18) 18" training tables)



Vertical Table Cart

HD-REV-VTT: (10) 18"-24" Training Tables
HD-REV-VTT-30: (10) 18"-30" Training Tables



•PALMER SNYDER•

tables. chairs. dance floor.

1.800.535.4519 | palmersnyder.com

©NOV2024

Photo Credit: Aubree Lynn Chic Events at Tidewater